

INSTRUCTIONS FOR OBTAINING SOCIETY COUNT OF CHAPTERS BY TYPE FROM OU ANALYTICS DASHBOARD

1. Log into OU Analytics using your IEEE Username and Password
<http://www.ieee.org/ouanalytics>
2. From Landing Page, select Maps

IEEE OU Analytics

Members and Affiliates
Overview of geographic organizational unit members and participants

Students
Overview of students by geographic organizational unit and educational institution

Volunteer Positions
Current organizational unit volunteers including volunteer history

Memberships, Subscriptions, and More...
Memberships, subscriptions, and participations by region, grade, gender, years of service, and renewal category

Doublet
Overlapping memberships of organizational units

Map
Geographic display of organizational units and counts

3. You will be taken to the Geo OU Analysis Region Summary dashboard, Click on the tab "Chapter Summary".

Home > IEEE OU Analytics > Geo OU Analysis > Region Summary

Region Summary | IEEE/Society Member Summary | **Chapter Summary** | Member Count by Chapter | Potential Chapters | Affinity Group Summary | Student Branch Summary

IEEE OU Analytics

Region Summary
This dashboard provides interactive views of IEEE Regions.
• Hover over a Region to display a tooltip with statistical facts.
• Select a Region to view Member, Section, Chapter, Affinity Group and Student Branch facts.

IEEE Members	Society Members	Sections	Subsections	Chapters	Affinity Groups	Student Branches	Student Affinity Groups	Student Branch Chapters
317,389	173,497	345	76	2,475	708	3,312	891	2,318

- The filters default are for “All”. For OU Type deselect “All” and select “Society”. Click “Apply”.

Region Summary | IEEE/Society Member Summary | Chapter Summary | Member Count by Chapter | Potential Chapters | Affinity Group Summary | Student Branch Summary

IEEE OU Analytics

Chapter Summary

This dashboard provides interactive views of Chapters by Section and Society/Technical Council

- Refine data through filters or click within a visualization. Change filters if no visualizations appear.
- Hover over a visualization to display a tooltip with statistical facts.

Region: (All) Council: (All) Section: (All) Chapter Type: (All) **OU Type:** (All) Society Technical Council Cancel Apply

Society/Technical Council: (All)

Chapters by Section

Madras Section Kerala Section Colombia Section

Analysis by Chapter

- Click white space on page to close filter box.

- For the Society/Technical Council filter, deselect “All” and select your Society and click “Apply”.

Region Summary | IEEE/Society Member Summary | Chapter Summary | Member Count by Chapter | Potential Chapters | Affinity Group Summary | Student Branch Summary | Potential Student Summary

IEEE OU Analytics

Chapter Summary

This dashboard provides interactive views of Chapters by Section and Society/Technical Council

- Refine data through filters or click within a visualization. Change filters if no visualizations appear.
- Hover over a visualization to display a tooltip with statistical facts.

Region: (All) Council: (All) Section: (All) Chapter Type: (All) **OU Type:** Society

Society/Technical Council: (All)

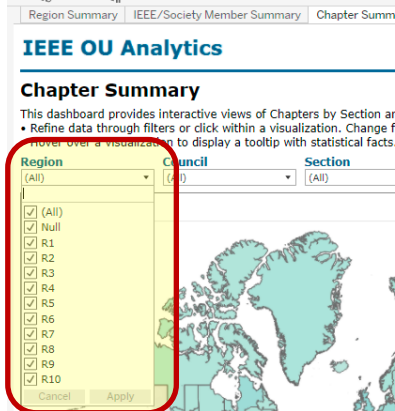
- IEEE Aerospace and Electronic Systems Society
- IEEE Antennas and Propagation Society
- IEEE Broadcast Technology Society
- IEEE Circuits and Systems Society
- IEEE Communications Society
- IEEE Computational Intelligence Society
- IEEE Computer Society
- IEEE Consumer Technology Society
- IEEE Control Systems Society
- IEEE Dielectrics and Electrical Insulation Society
- IEEE Education Society
- IEEE Electromagnetic Compatibility Society
- IEEE Electron Devices Society
- IEEE Electronics Packaging Society
- IEEE Engineering in Medicine and Biology Society
- IEEE Geoscience and Remote Sensing Society
- IEEE Industrial Electronics Society
- IEEE Industry Applications Society
- IEEE Information Theory Society
- IEEE Instrumentation and Measurement Society
- IEEE Intelligent Transportation Systems Society
- IEEE Magnetics Society
- IEEE Microwave Theory and Techniques Society
- IEEE Nuclear and Plasma Sciences Society
- IEEE Oceanic Engineering Society
- IEEE Photonics Society
- IEEE Power & Energy Society

Cancel Apply

Analysis by Chapter

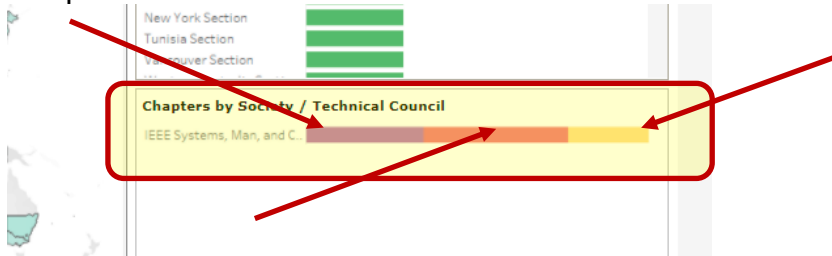
- Click white space on page to close filter box.

- You can select the Specific Region (i.e. Regions 1-6, Region 7, Region 8, etc.) using the Region filter, deselecting “All” and selecting the appropriate Region, then clicking “Apply”.

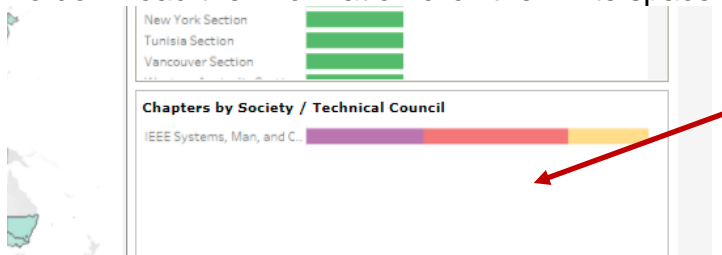


- Click white space on page to close filter box.

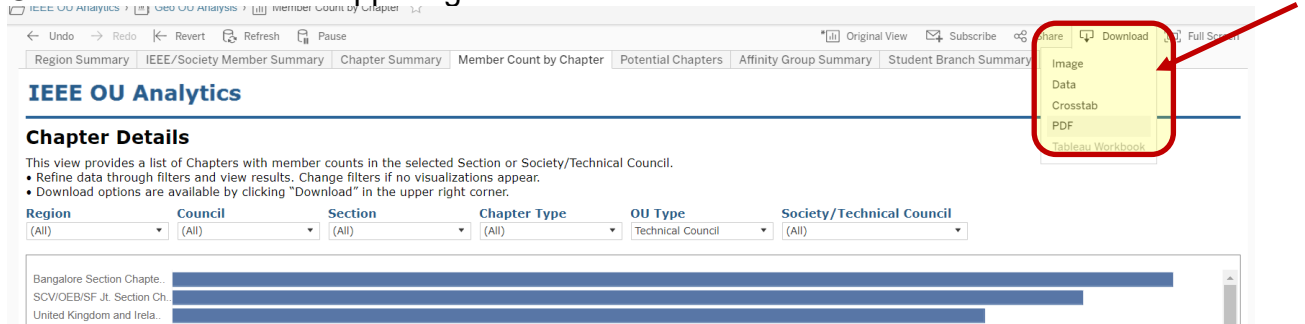
- The box in the bottom right corner will update to reflect the counts broken out as follows: Purple = Student Branch Chapters; Pink = Chapters; Yellow/Gold = Joint Chapters.



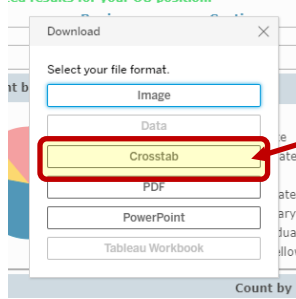
- To download the information click the white space within the box.



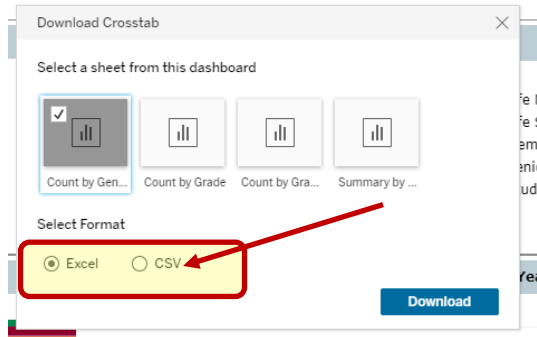
- Click on “Download” in upper right corner.



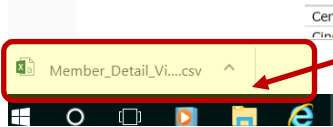
13. Click on “Crosstab”



14. A download box will open. The default is Excel. If you will be sorting the data, it is recommended to select “CSV” as the download file type



15. Your report will generate a csv file, you will need to “Open With” Excel



16. The report will populate all cells in Excel